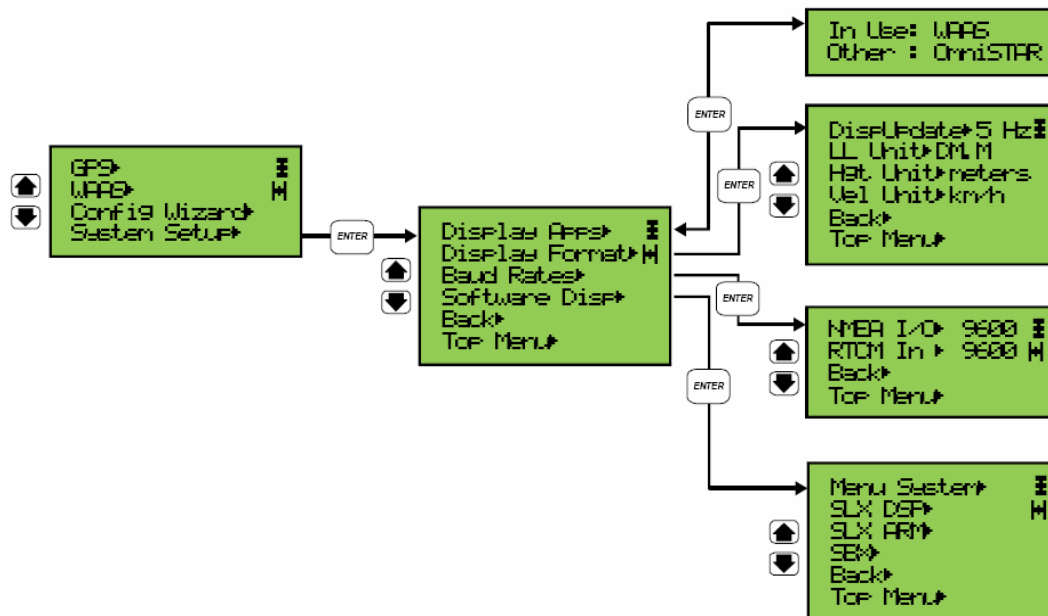


**SUBJECT** : OmniSTAR FIRMWARE UPGRADE  
**APPLICATION** : OmniSTAR CSI DGPS MAX  
**DESCRIPTION** : IDENTIFYING THE FIRMWARE VERSION  
**PROCEDURE** : CSI DGPS MAX

OmniSTAR requires your firmware on your GPS receiver to be upgraded, in order to maintain a high standard of service from your GPS receiver. (Please note this procedure is different from the Frequency Changeover to OCSAT).







- From the **MAIN MENU** screen use the scroll arrows to position **SYSTEM SETUP** on the top line.
- Press **ENTER**.
- Scroll **SOFTWARE DISP** to the top line.
- Press **ENTER**.
- Scroll **SLX ARM** to the top line.
- Press **ENTER**.



The installed firmware version will be displayed. The current required firmware version is 4.8



#### 4.15.4 Software Display Menu



This menu provides access to version of firmware installed within the RX 400p receiver. There are four types of firmware described below. This menu system is detailed in Figure 4-15.



Pressing the  and  keys allows you to scroll through the available options. Pressing the  button with any item in focus will take the menu system to that submenu. Pressing the  button with the **B Back▶** or **Top Menu▶** item in focus will take the menu system to the previous menu or the Main menu, respectively.

 Accessing this menu item using the  button will display the version of firmware for the menu system.

 Accessing this menu item using the  button will display the version of firmware for the SLX's DSP.

 Accessing this menu item using the  button will display the version of firmware for the ARM processor on the SLX.

**Please contact OmniSTAR on 1300 794 498 if you have any problems between business hours.**