

SUBJECT : OmniSTAR FIRMWARE UPGRADE

APPLICATION : OmniSTAR TRIMBLE AG 252

DESCRIPTION : IDENTIFYING THE FIRMWARE VERSION

PROCEDURE : TRIMBLE AG 252

OmniSTAR requires your firmware on your GPS receiver to be upgraded, in order to maintain a high standard of service from your GPS receiver. (Please note this procedure is different from the Frequency Changeover to OCSAT.

Subject: Ascertaining the version of firmware currently installed in the DGPS receiver the firmware version using AgRemote software from a PC.

Applicable Receivers: Trimble Ag252.

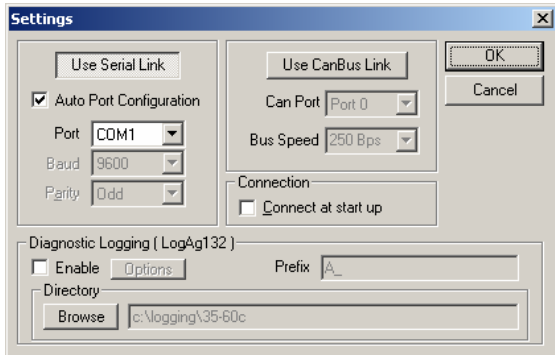
Connect a data cable between a suitable PC and the DGPS receiver. On the receiver use the other data port from that which you use in normal operation.



From The AgRemote menus select FILE and then CONNECT.

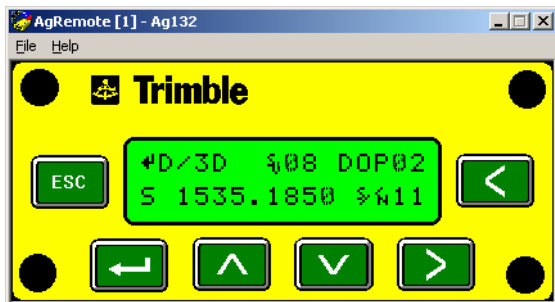


The screen below will appear.



Ensure you have the correct COM port selected. It should match the port on the PC you are using. Typically COM1.

Have the AUTO PORT CONFIGURATION box ticked. Press OK.




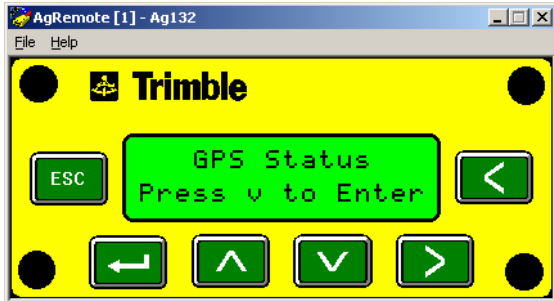
From the HOME screen:


Press the Right arrow  until STATUS appears.

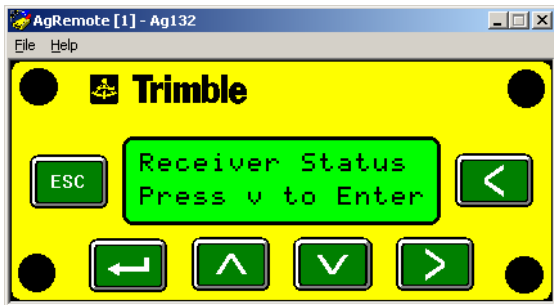




Press the DOWN arrow  once and the GPS STATUS screen appears.



Press the RIGHT arrow  until the RECEIVER STATUS screen appears.



Press the DOWN arrow  until the VERSION screen appears.



The firmware version 003.50 or above is the required firmware version.

Please contact OmniSTAR on 1300 794 498 if you have any problems between business hours.